




ADSL Transformers for Alcatel Chipsets

Features

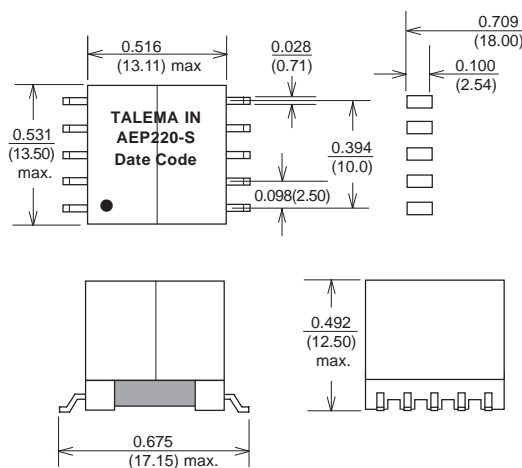
- complies with ANSI and ETSI requirements
- matched to Alcatel's MTK-20130, MTK-20131, MTK-20140, MTK-20141, MTK-20150, MTK-20152 & MTK-20450 chipsets
- very low THD
- 1500V minimum isolation
- all materials approved to UL94V-0
- excellent quality at competitive price due to high volume production
- manufactured in ISO-9001:2000, TS-16949:2002 and ISO-14001:2004 certified Talema facility
- fully RoHS compliant and meets lead free reflow level J-STD-020C



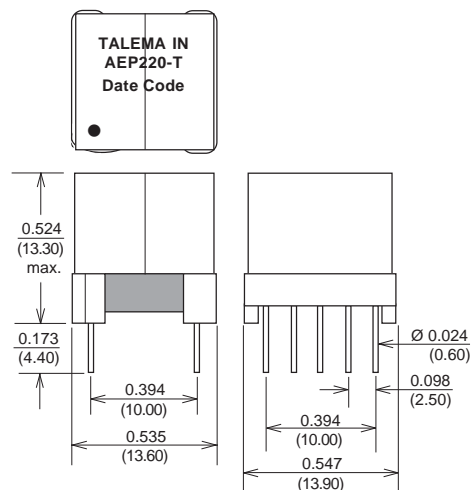
Electrical Specifications @ 25°C • Operating Temperature -40° to +85°C

Part Number	Package	IC	Driver	Turns Ratio ±2% Line : IC	L _p (µH) ±10%	L _L (µH) Max	C _{ww} (pF) Max	DCR (Ohms) Max Line / IC	THD (Linearity) Typical	Longitudinal Balance Min	Insertion Loss Max	Freq. Response Max	Isolation Voltage (Vrms)
AEP210-T	TH	MTK20130/140/150 CO MTK20450 CO/CPE		2 : 1	410	8	50	0.90 / 0.50	-72dB 20kHz	-40dB 30kHz-1.1MHz	1.0dB 100kHz - 1.1MHz	1.5dB 30kHz - 1.1MHz	1500
AEP210-S	SMD												
AEP220-T	TH	MTK20130/ 140/141/150/152 CPE		1 : 1	480	5	50	1.25 / 1.35	-72dB 10kHz	-40dB 30kHz-1.1MHz	1.0dB 100kHz - 1.1MHz	1.5dB 30kHz - 1.1MHz	1500
AEP220-S	SMD												
AEP230-T	TH	MTK20130/140/150 CO MTK20450 CO/CPE		2 : 1	410	8	50	0.90 / 0.50	-72dB 20kHz	-40dB 30kHz-1.1MHz	1.0dB 100kHz - 1.1MHz	1.5dB 30kHz - 1.1MHz	1500
AEP230-S	SMD												

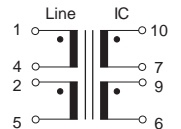
Package "S"



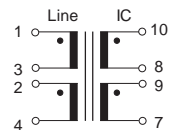
Package "T"



Schematic AEP210-S & T



AEP220-S & T AEP230-S & T



Dimensions: Inches(Millimeters)
 Tolerance: ±0.010 (0.25)


Weight: 6.8 grams



ADSL Transformer for Alcatel Chip Sets

Features

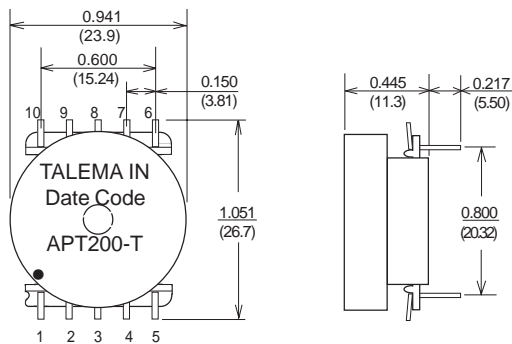
- complies with ANSI and ETSI requirements
- matched to Alcatel's MTK-20131 chipset
- very low THD
- 2000V minimum isolation
- all materials approved to UL94V-0
- excellent quality at competitive price due to high volume production
- manufactured in an ISO-9001:2000, TS-16949:2002 and ISO-14001:2004 certified Talema facility
- fully RoHS compliant



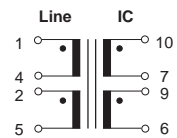
Electrical Specifications @ 25°C • Operating Temperature -40° to +85°C

Part Number	IC Driver	Turns Ratio ±2% Line : IC	L _p (μH) ±5%	L _L (μH) Max	DCR (Ohms Max) Line / IC	THD (Linearity) Typical	Frequency Response Max	Isolation Voltage (Vrms)
APT200-T	MTK-20131 CPE	1:1	440	15	0.30 / 1.20	-70dB 40kHz	3dB 40kHz - 2MHz	2000

Package and Outline



Schematic



Dimensions: Inches (Millimeters)
Tolerance: ±0.010 (0.25)

Weight: 18.0 grams

Sales & Marketing, Design and Manufacturing Facilities

<http://www.talema-nuvotem.com>

Eastern Europe & Czech Republic

NT MAGNETICS s.r.o.
Chebská 27
322 00 Plzeň
Tel: Int. + 420 37 - 744 9303
Fax: Int. + 420 37 - 744 3697
Email: talema@talema.cz

Germany

TALEMA ELEKTRONIK GMBH
Sembdnerstr. 5, Postfach 2523
82110 Germering
Tel: Int. + 49 89 - 841 00 - 0
Fax: Int. + 49 89 - 841 00 25
Email: info@talema.de

Ireland

NUVOTEM TEO.
Crollý
Co. Donegal
Tel: Int. + 353 74 - 954 8666
Fax: Int. + 353 74 - 954 8139
Email: info@nuvotem.com

India

TALEMA ELECTRONIC PVT. LTD.
Opposite the SIDCO Industrial Estate
Gins Towers
4/5S.H/1, Omalur Main Road
Salem - 636 004, Tamil Nadu
Tel: Int. + 91 427 - 244 1325
Fax: Int. + 91 427 - 243 0034
E-mail: talema@talemaindia.com

THE TALEMA GROUP • Magnetic Components for ISDN / xDSL / LAN Data Communications