




ADSL Transformers for Analog Devices Chipsets

Features

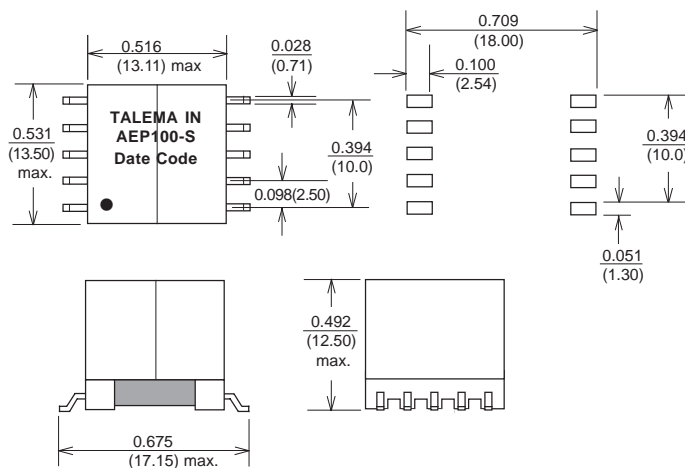
- complies with ANSI and ETSI requirements
- matched to Analog Devices AD20MSP910, AD20MSP918 and AD20MSP930 chipsets
- very low THD
- 1500V minimum isolation
- all materials approved to UL94V-0
- excellent quality at competitive price due to high volume production
- manufactured in an ISO-9001:2000, TS-16949:2002
- fully RoHS compliant and meets lead free reflow level J-STD-020C



Electrical Specifications @ 25°C • Operating Temperature -40° to +85°C

Part Number	Package	IC Driver	Turns Ratio $\pm 2\%$ Line : IC	L_p (mH) Max	L_L (μ H) Max	C_{WW} (pF) Max	DCR (Ohms) Max Line / IC	THD (Linearity) Typical 30kHz	Longitudinal Balance Min 10kHz-1.1MHz	Insertion Loss Max 300kHz	Frequency Response Max 30kHz -1.1MHz	Isolation Voltage (Vrms)
AEP100-T AEP100-S	TH SMD	AD20MSP910 CO/CPE AD20MSP918 CO/CPE	1 : 1	5.0 $\pm 10\%$	25	60	3.00 / 3.00	-80dB 30kHz	-46dB 10kHz-1.1MHz	0.5dB 300kHz	1.0dB 30kHz -1.1MHz	1500
AEP110-T AEP110-S	TH SMD	AD20MSP918 CO	1.27 : 1	3.22 $\pm 10\%$	7.5	50	2.45 / 2.00	-80dB 30kHz	-50dB 30kHz-1.1MHz	0.5dB 100kHz	1.0dB 30kHz -1.1MHz	1500
AEP120-T AEP120-S	TH SMD	AD20MSP930 CO	1.11 : 1	2.03 Min.	10	60	1.30 / 1.50	-80dB 30kHz	-50dB 30kHz-1.1MHz	0.5dB 100kHz	1.0dB 30kHz -1.1MHz	1500
AEP130-T AEP130-S	TH SMD	AD20MSP930 CPE	1.2 : 1	2.42 Min.	10	50	1.30 / 1.50	-80dB 30kHz	-50dB 30kHz-1.1MHz	0.5dB 100kHz	1.0dB 30kHz -1.1MHz	1500
AEP140-T AEP140-S	TH SMD	AD20MSP910 CO/CPE AD20MSP918 CO/CPE	1 : 1	5.0 $\pm 10\%$	25	60	3.0 / 3.0	-80dB 30kHz	-40dB 30kHz-1.1MHz	0.5dB 100kHz	1.0dB 30kHz -1.1MHz	1500

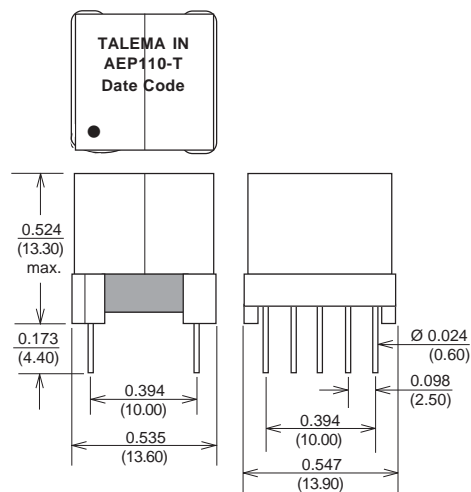
Package "S"



Dimensions: Inches (Millimeters)
Tolerance: ± 0.010 (0.25)

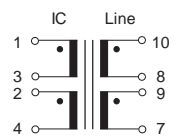
Weight: 6.8 grams

Package "T"



Schematic

AEP100, AEP110
AEP120, AEP130



AEP140

