




E1/T1/ PRI/CEPT Dual Transformer Modules

Features

- SMD design ideal for pick and place compatability while providing unrivaled coplanarity
- controlled parameters ensure full compliance with ITU-T G.703 when matched with recommended IC
- ideal for all 1.544 and 2.048 Mbs interface applications
- manufactured in an ISO-9001:2000, TS-16949:2002 and ISO-14001:2004 certified Talema facility
- 1500Vrms minimum isolation voltage
- extended operating temperature: -40° to +85°C
- fully RoHS compliant and meets lead free reflow level J-STD-020C



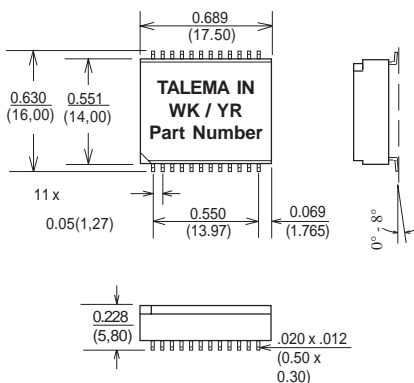
Electrical Specifications @ 25°C

Turns Ratio: **Bold** = IC side windings

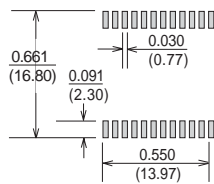
MGJ Series - Dual Port Transformers

| Part Number | Transformer - Transmit | | | | | Transformer - Receive | | | | | Schematic |
|-------------|------------------------|-------------------------|------------------------|------|--------------|-----------------------|-------------------------|------------------------|------|---------------|-----------|
| | Turns Ratio +/-2% | L _P (mH Min) | R _{CU} (Ohms) | | Primary Pins | Turns Ratio +/-2% | L _P (mH Min) | R _{CU} (Ohms) | | Primary Pins | |
| | | | Pri. | Sec. | | | | Pri. | Sec. | | |
| MGJ-100A | 1ct: 2.42ct | 1.2 | 0.39 | 0.94 | 4-6 & 10-12 | 1ct: 2.42ct | 1.2 | 0.39 | 0.94 | 1-3 & 7-9 | A |
| MGJ-101A | 1ct: 2ct | 1.2 | 0.39 | 0.77 | 4-6 & 10-12 | 1ct: 1ct | 1.2 | 0.39 | 0.39 | 24-22 & 18-16 | A |
| MGJ-102A | 1ct: 1.15ct | 1.2 | 0.39 | 0.44 | 4-5 & 10-12 | 1ct: 1.15ct | 1.2 | 0.39 | 0.44 | 1-3 & 10-12 | A |
| MGJ-103A | 1ct: 2ct | 1.2 | 0.39 | 0.77 | 4-6 & 10-12 | 1ct: 2ct | 1.2 | 0.39 | 0.77 | 1-3 & 7-9 | A |
| MGJ-104A | 1ct: 2.3ct | 1.2 | 0.39 | 0.90 | 4-6 & 10-12 | 1ct: 1ct | 1.2 | 0.39 | 0.39 | 24-22 & 18-16 | A |
| MGJ-105A | 1ct: 1.36ct | 1.2 | 0.39 | 0.53 | 4-6 & 10-12 | 1ct: 2ct | 1.2 | 0.39 | 0.77 | 24-22 & 18-16 | A |
| MGJ-106A | 1ct: 1.36ct | 1.2 | 0.39 | 0.53 | 4-6 & 10-12 | 1ct: 1ct | 1.2 | 0.39 | 0.39 | 24-22 & 18-16 | A |
| MGJ-107A | 1ct: 1.15ct | 1.2 | 0.39 | 0.44 | 4-6 & 10-12 | 1ct: 2ct | 1.2 | 0.39 | 0.77 | 1-3 & 7-9 | A |
| MGJ-108B | 1ct: 2.4ct | 1.2 | 0.39 | 0.94 | 1-3 & 10-12 | 1ct: 1ct | 1.2 | 0.39 | 0.39 | 21-19 & 18-16 | B |
| MGJ-109B | 1ct: 1.41ct | 1.2 | 0.39 | 0.58 | 1-3 & 10-12 | 1ct: 1.41ct | 1.2 | 0.39 | 0.58 | 21-19 & 18-16 | B |
| MGJ-110B | 1ct: 2ct | 1.2 | 0.39 | 0.77 | 1-3 & 10-12 | 1ct: 2ct | 1.2 | 0.39 | 0.77 | 21-19 & 18-16 | B |

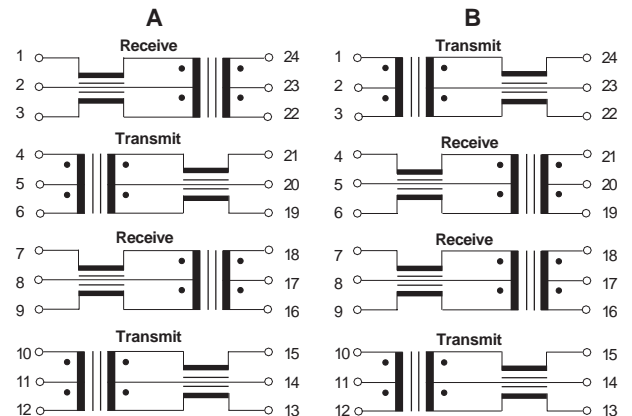
Dimensions



Suggested Pad Layout



Schematics



Surface Coplanarity will be 0.004(0.10) maximum
 Dimensions: Inches (Millimeters)
 Tolerance: ±0.010 (0.25) unless specified otherwise