




ISDN S₀ Miniature SMD Interface Modules

Features

- excellent output characteristics ensure compliance with CCITT.I.430 pulse waveform template when used with recommended IC pairing
- SMD modules are designed for pick and place compatibility
- excellent and consistent balance between windings
- modular design maximizes suppression effectivity and transmission properties
- full compatibility with all common IC's
- manufactured in ISO-9001:2000, TS-16949:2002 and ISO-14001:2001 certified Talema facility
- fully RoHS compliant and meets lead free reflow level J-STD-020C
- operating temperature: -40° to 85°C
- storage temperature: -40 to +125°C



Electrical Specifications @ 25°C

Turns Ratio: **Bold** = IC side windings

Miniature Chip SMD Modules comply with Basic Insulation Level EN60950, UL1950 and UL1459

Part Number	L _P (mH Min)	Turns Ratio	L _L (μH Max)	C _C (pF Max)	R _{CU} P (Ohms)	R _{CU} S (Ohms)	V _P (Vrms)	Schematic
MMJ-100A or B-XXX	25	1:1:1:1	5	50	2.7	3.3	1500	A or B
MMJ-103A or B-XXX	25	1:1:2:2	5	50	3.7	8.4	1500	A or B
MMJ-105A or B-XXX	25	1:1:2.5:2.5	5	50	5.2	10.5	1500	A or B

Common Mode Choke

Basic P/N + Suffix	L _N (μH)	R _{CU} (Ohms)	Basic P/N + Suffix	R _{CU} (Ohms)	Basic P/N + Suffix	R _{CU} (Ohms)
MMJ-100A-000	No Choke		MMJ-103A-000	No Choke	MMJ-105A-000	No Choke
MMJ-100A or B-500	50	0.4	MMJ-103A or B-500	0.5	MMJ-105A or B-500	0.7
MMJ-100A or B-101	100	0.5	MMJ-103A or B-101	0.6	MMJ-105A or B-101	0.9
MMJ-100A or B-501	500	0.4	MMJ-103A or B-501	0.6	MMJ-105A or B-501	0.8
MMJ-100A or B-502	5000	0.8	MMJ-103A or B-502	0.9	MMJ-105A or B-502	1.5

Test Conditions:

Polarity and Turns Ratio: ±1%

Inductance: 25mH minimum, line side windings in series @ 10kHz, 100mV

Leakage Inductance: Line side windings in series, IC side windings short circuited - measurement @ 100kHz, 100mV

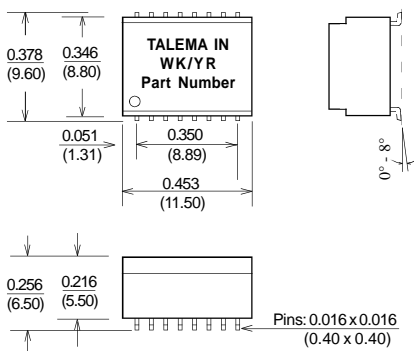
Coupling capacitance: IC side windings in series to Line side windings in series @ 10kHz, 100mV

Common Mode Choke Inductance: 100kHz, 20mV

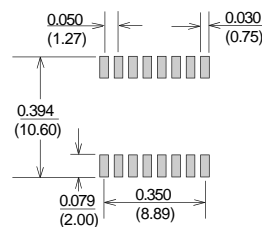
Test Voltage: 1.5kV for 2 Sec. - Line side windings in series to IC side windings in series

Standard Packaging: Tape and Reel

MMJ Miniature Module

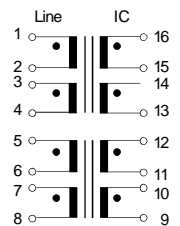


Suggested Pad Layout



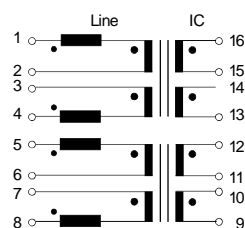
Schematic (Without Choke)

A

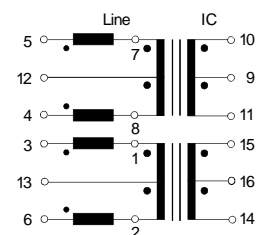


Schematics - With Choke

A



B



Surface Coplanarity will be 0.004 (0.10)

Dimensions: Inches (Millimeters)

Tolerance: ±0.010 (0.25) unless specified otherwise