




SL Series Toroidal Power Inductors

Features

- Operating frequency to 1 MHz
- High energy storage with minimum saturation
- High stability from no load to full load
- Available in both SMD and TH versions
- Manufactured in ISO-9001:2000, TS-16949:2002 and ISO-14001:2004 certified Talema facility
- Meets lead free reflow level J-STD-020C
- Fully RoHS compliant



Electrical Specifications @ 25°C

Test voltage between windings: 500 Vrms

Operating temperature range: -40°C to +130°C

Climatic Category: IEC68-1 40/125/56

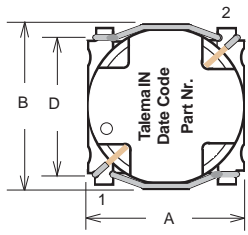
Test frequency: Inductance measured @ 10kHz / 10mV

Part Number	Rated Current (I _{DC})	L _N (μH) @ I rated ±20%	L _O (μH) No Load ±20%	DCR (mOhms) Nominal	Energy Storage (μJ)	Package	
						"SMD"	"THT"
SL__-3.4-1.04	3.4	1.04	1.1	9.6	6	S1	T1
SL__-1.4-6.5	1.4	6.5	7.0	62.0	6	S1	T1
SL__-1.0-18.0	1.0	18.0	20.3	117.7	9	S1	T1
SL__-4.8-4.0	4.8	4.0	4.5	17.0	44	S2	T2
SL__-2.8-9.8	2.8	9.8	11.0	41.1	37	S2	T2
SL__-1.4-30.6	1.4	30.6	33.6	144.3	29	S2	T2
SL__-0.94-114	0.94	114	131.7	411.2	50	S2	T2
SL__-8.0-2.6	8.0	2.6	3.1	7.8	80	S3	T3
SL__-5.4-5.4	5.4	5.4	6.3	17.5	74	S3	T3
SL__-2.7-16.9	2.7	16.9	19.2	68.5	59	S3	T3
SL__-1.3-59	1.3	59	65.7	288.8	49	S3	T3
SL__-0.9-193	0.9	193	225.2	534.7	78	S3	T3
SL__-0.72-384	0.72	384	461	765.0	99	S3	T3
SL__-7.8-5.0	7.8	5.0	5.8	10.9	149	S4	T4
SL__-5.5-9.0	5.5	9.0	10.4	26.1	136	S4	T4
SL__-2.7-31	2.7	31	34.8	93.8	106	S4	T4
SL__-0.74-651	0.74	651	771.3	1267.2	177	S4	T4
SL__-14.3-0.83	14.3	0.83	1.2	2.3	83	SH3	--
SL__-11.5-1.4	11.5	1.4	1.7	3.2	87	SH3	--
SL__-13.9-1.8	13.9	1.8	2.2	3.3	162	SH4	--
SL__-11.4-2.6	11.4	2.6	3.0	4.9	162	SH4	--
SL__-7.2-9.9	7.2	9.9	11.8	15.1	241	S5	T5
SL__-5.1-16.4	5.1	16.4	19.1	27.3	209	S5	T5
SL__-2.6-50.3	2.6	50.3	56.9	117.2	169	S5	T5
SL__-0.71-1081	0.71	1081	1295	1616.1	270	S5	T5
SL__-12.4-3.7	12.4	3.7	4.5	5.9	269	SH5	--
SL__-10.4-5.2	10.4	5.2	6.3	7.1	254	SH5	--
SL__-15.4-5.6	15.4	5.6	7.0	5.5	617	SH6A	TH6A
SL__-10.9-10	10.9	10.0	12.2	11.3	558	SH6A	TH6A
Coupled Inductors							
SLC__-1.1-45.7	1.1	45.7	49.2	280.7	26	SC3	TC3
SLC__-2.7-23.6	2.7	23.6	26.0	81.0	80	SC4	--
SLC__-6.4-4.1	6.4	4.1	4.5	19.0	82	SC5	TC5
SLC__-23.8-0.56	23.8	0.56	0.6	1.2	150	SHC4	--
SLC__-21-1.4	21.0	1.4	1.8	2.1	243	SHC5	--
SLC__-22.4-2.3	22.4	2.3	2.8	3.1	527	SHC6	THC6

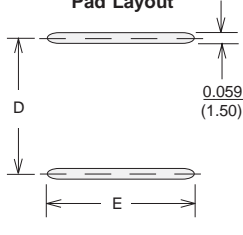
Note: The inductance values listed above are based on a 55°C temperature rise and 25°C ambient temperature.

Mounting Styles • SL Series Toroidal Power Inductors

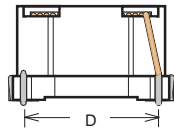
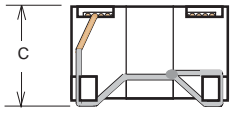
Type S1 - S5



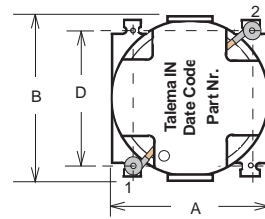
Suggested Pad Layout



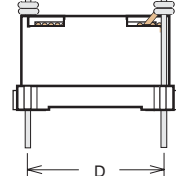
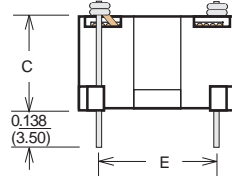
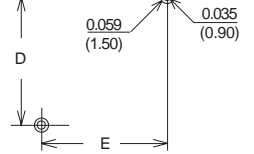
Schematic



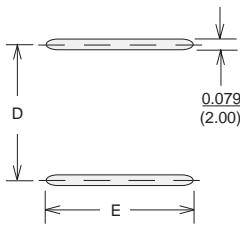
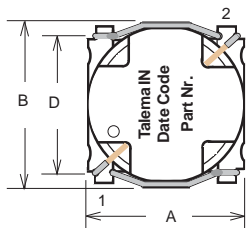
Type T1 - T5



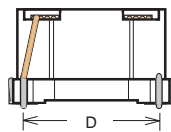
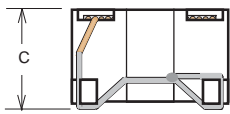
Suggested Board Layout (Top Side View)



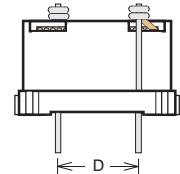
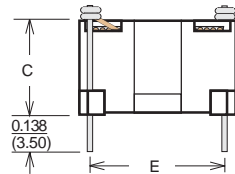
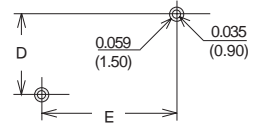
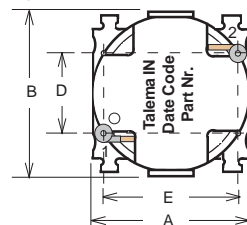
Type SH3 - SH6A



Schematic

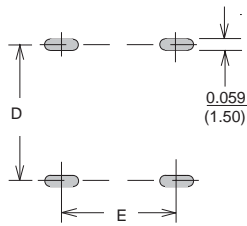
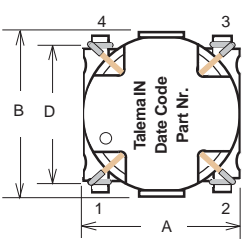


Type TH6A

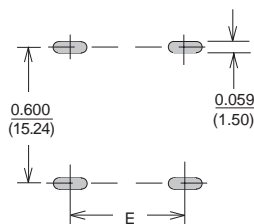
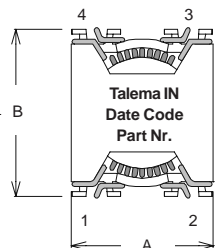


Coupling Transformers

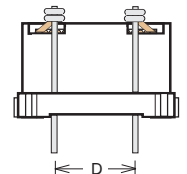
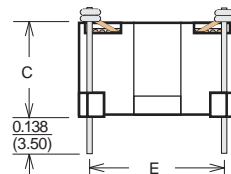
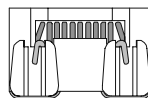
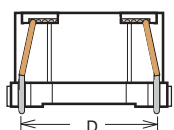
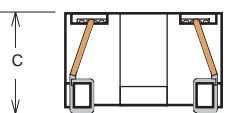
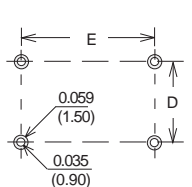
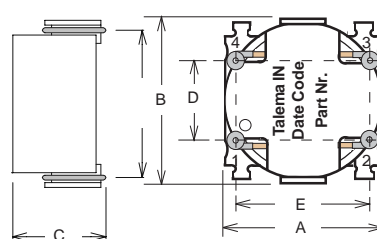
Type SC3 - SC5



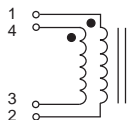
Type SC4



Type TC3 - TC5



Schematic



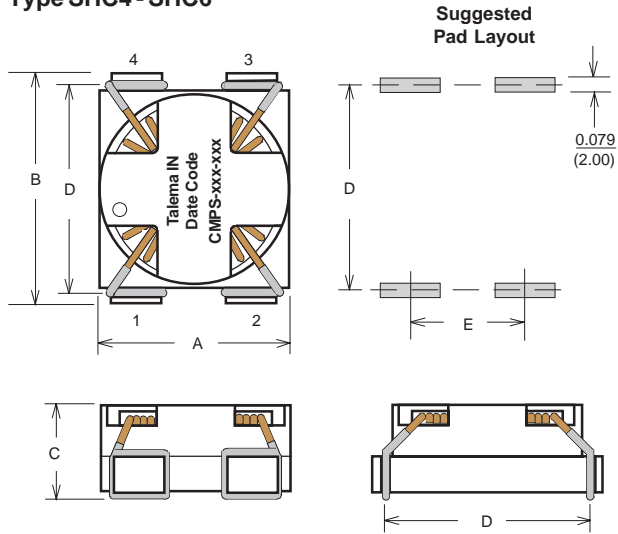


Mounting Styles • SL Series Toroidal Power Inductors

Coupling Transformers

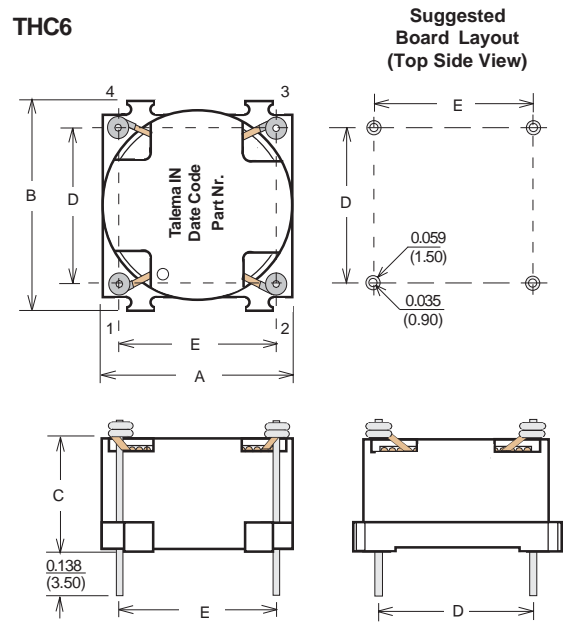
Surface Mount Style

Type SHC4 - SHC6



Through Hole Style

THC6



Note: When ordering, add "S" or "T" to the basic part number to denote preferred mounting style. Example: SLS-3.4-1.03 for SMD or SLT-3.4-1.03 for through hole mounting.

Mounting Style	Size Code	Dimensions - Inches ± 0.010 (mm ± 0.25)					
		A	B	C	D	E	
"S"	S1	0.339 (8.60)	0.339 (8.60)	0.220 (5.60)	0.268 (6.90)	0.354 (9.00)	
	S2	0.433 (11.00)	0.441 (11.20)	0.303 (7.70)	0.358 (9.10)	0.413 (10.50)	
	S3	0.551 (14.00)	0.559 (14.20)	0.343 (8.70)	0.461 (11.70)	0.520 (13.20)	
	S4	0.591 (15.00)	0.614 (15.60)	0.390 (9.90)	0.508 (12.90)	0.551 (14.00)	
	S5	0.669 (17.00)	0.701 (17.80)	0.441 (11.20)	0.591 (15.00)	0.630 (16.00)	
"SH"	SH3	0.620 (15.75)	0.605 (15.37)	0.370 (9.40)	0.500 (12.70)	0.500 (12.70)	
	SH4	0.670 (17.02)	0.670 (17.02)	0.390 (9.90)	0.560 (14.22)	0.490 (12.45)	
	SH5	0.740 (18.80)	0.740 (18.80)	0.390 (9.90)	0.630 (16.00)	0.640 (16.26)	
	SH6A	0.925 (23.50)	0.957 (24.30)	0.445 (11.30)	0.843 (21.40)	0.728 (18.50)	
"SC"	SC3	0.551 (14.00)	0.630 (16.00)	0.343 (8.70)	0.530 (13.46)	0.348 (8.84)	
	SC4	0.590 (14.99)	0.715 (18.16)	0.390 (9.91)	0.600 (15.24)	0.370 (9.40)	
	SC5	0.662 (16.82)	0.760 (19.31)	0.413 (10.50)	0.660 (16.76)	0.445 (11.30)	
"SHC"	SHC4	0.715 (18.16)	0.865 (21.97)	0.390 (9.91)	0.760 (19.30)	0.360 (9.14)	
	SHC5	0.800 (20.32)	0.910 (23.11)	0.390 (9.91)	0.800 (20.32)	0.440 (11.18)	
	SHC6	1.000 (25.40)	1.104 (28.05)	0.409 (10.40)	1.010 (25.65)	0.620 (15.75)	
Mounting Style	Size Code	Dimensions - Inches ± 0.010 (mm ± 0.25)					Lead \varnothing
		A	B	C	D	E	
"T"	T1	0.339 (8.60)	0.339 (8.60)	0.201 (5.10)	0.250 (6.35)	0.250 (6.35)	0.020 (0.50)
	T2	0.433 (11.00)	0.441 (11.20)	0.280 (7.10)	0.300 (7.62)	0.300 (7.62)	0.020 (0.50)
	T3	0.551 (14.00)	0.559 (14.20)	0.311 (7.90)	0.375 (9.52)	0.375 (9.52)	0.020 (0.50)
	T4	0.591 (15.00)	0.614 (15.60)	0.358 (9.10)	0.300 (7.62)	0.500 (12.70)	0.022 (0.55)
	T5	0.669 (17.00)	0.701 (17.80)	0.409 (10.40)	0.600 (15.24)	0.500 (12.70)	.026 (0.65)
"TH"	TH6A	0.925 (23.50)	0.957 (24.30)	0.386 (9.80)	0.650 (16.51)	0.800 (20.32)	0.031 (0.80)
	TC3	0.551 (14.00)	0.630 (16.00)	0.327 (8.30)	0.500 (12.70)	0.400 (10.16)	0.024 (0.60)
"TC"	TC5	0.662 (16.82)	0.760 (19.31)	0.362 (9.20)	0.500 (12.70)	0.500 (12.70)	0.024 (0.60)
	THC6	1.000 (25.40)	1.104 (28.05)	0.357 (9.08)	1.000 (25.40)	0.600 (15.24)	0.028 (0.70)



SL Series Cross Reference to Pulse SMT Power Inductors

Pulse Engineering - Talema

Pulse Part Number	Rated Current (I _{DC})	L(μH) @ I Rated	Talema Part Number
PE-53361	23.8	0.6	SLCS-23.8-0.6
PE-53362	21.0	1.0	SLCS-21.0-1.0
PE-53363	22.4	2.0	SLCS-22.4-2.0
PE-53600	1.4	6.4	SLS-1.4-6.4
PE-53601	1.0	17.6	SLS-1.0-17.6
PE-53602	1.4	29.7	SLS-1.4-29.7
PE-53604	1.3	58.8	SLS-1.3-58.8
PE-53606	0.94	114	SLS-0.94-114
PE-53608	0.9	192	SLS-0.9-192
PE-53611	0.72	384	SLS-0.72-384
PE-53613	0.74	645	SLS-0.74-645
PE-53614	0.71	1070	SLS-0.71-1070
PE-54630	3.4	1.1	SLS-3.4-1.1
PE-53631	2.8	9.6	SLS-2.8-9.6
PE-53632	2.7	16.8	SLS-2.7-16.8
PE-54633	2.7	29	SLS-2.7-29
PE-53634	2.6	50	SLS-2.6-50
PE-53650	4.8	4.0	SLS-4.8-4.0
PE-53651	5.4	5.1	SLS-5.4-5.1
PE-53652	5.5	8.6	SLS-5.5-8.6
PE-53653	5.1	16.1	SLS-5.1-16.1
PE-53661	8.0	2.4	SLS-8.0-2.4
PE-53662	7.8	5.1	SLS-7.8-5.1
PE-53663	7.2	9.7	SLS-7.2-9.7
PE-53680	11.5	1.32	SLS-11.5-1.32
PE-53681	11.4	2.5	SLS-11.4-2.5
PE-53682	10.4	4.9	SLS-10.4-4.9
PE-53683	10.9	9.6	SLS-10.9-9.6
PE-53690	14.2	0.84	SLS-14.2-0.84
PE-53691	13.9	1.7	SLS-13.9-1.7
PE-53692	12.4	3.6	SLS-12.4-3.6
PE-53700	15.4	5.4	SLS-15.4-5.4
PE-53717	1.1	43.8	SLCS-1.1-43.8
PE-53718	2.7	23.5	SLCS-2.7-23.5
PE-53719	6.4	4.6	SLCS-6.4-4.6

Sales & Marketing, Design and Manufacturing Facilities

<http://www.talema-nuvotem.com>

Eastern Europe & Czech Republic

NTMAGNETICS s.r.o.
Chebská 27
322 00 Plzeň
Tel: Int. + 420 377 - 338 351
Fax: Int. + 420 377 - 338 350
Email: talema@talema.cz
Web Site: www.ntmagnetics.cz

Germany

TALEMAELEKTRONIK GMBH
Sembdnerstr. 5, Postfach 2523
82110 Germering
Tel: Int. + 49 89 - 841 00 - 0
Fax: Int. + 49 89 - 841 00 25
Email: info@talema.de

Ireland

NUVOTEM TEO.
Crollý
Co. Donegal
Tel: Int. + 353 74 - 954 8666
Fax: Int. + 353 74 - 954 8139
Email: info@nuvotem.com

India

TALEMAELECTRONIC PVT. LTD.
Opposite the SIDCO Industrial Estate
Gins Towers
4/5S.H/1, Omalur Main Road
Salem - 636 004, Tamil Nadu
Tel: Int. + 91 427 - 244 1325
Fax: Int. + 91 427 - 243 0034
E-mail: talema@talemaindia.com
Web Site: www.talemaindia.com