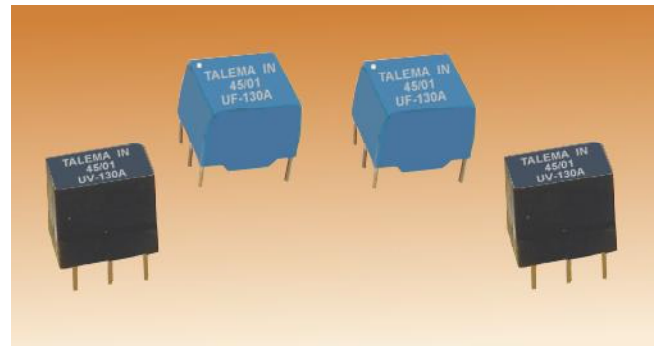




**Features**

- matched to Infineon's PEB2095 IBS and AMD's AM2095 & AM20950 chipsets
- excellent and consistent balance between windings
- compact sizes in through-hole packages
- complies fully with all international standards for U-Interface
- manufactured in an ISO-9001:2000, TSS-16949:2002 and ISO-14001:2004 certified Talema facility
- operating temperature -40° to +85°C
- fully RoHS compliant



**Electrical Specifications @ 25°C**

Turns Ratio: **Bold** = IC Side Windings

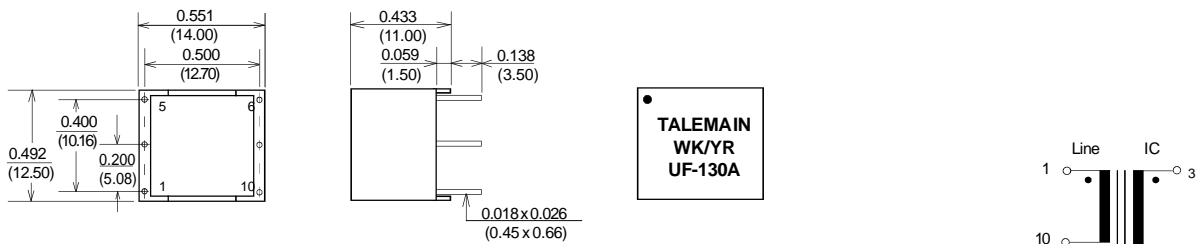
U <sub>PO</sub> TH Interface Transformers								
Complies with Basic Insulation Level EN60950, UL1950 and UL1459								
Part Number	Turns Ratio ±1%	L <sub>P</sub> (mH Min)	I <sub>DC</sub> (mA)	L <sub>L</sub> (µH)	C <sub>C</sub> (pF Max)	DCR (Ohms per winding)		V <sub>P</sub> (Vrms)
						Pri	Sec	
UF-130A	1:1: <b>2,5</b>	1,7	75	6	100	0,80	2,00	2500
UV-130A	1:1: <b>2,5</b>	1.7	75	6	100	0,80	2,00	2500

**Test Conditions:**

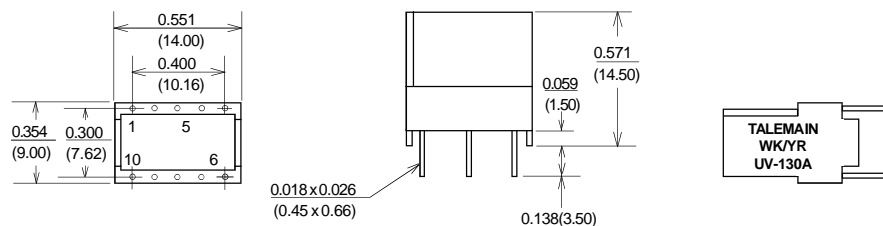
- Inductance: Line side windings in series - measurement @ 10kHz, 100mVrms
- Leakage Inductance: Line side windings in series, IC side windings short circuited - measurement @ 100kHz, 100mVrms
- Coupling Capacitance: IC side winding to Line side windings in parallel @ 10kHz, 100mVrms
- Test Voltage: 2,5kV for 1 sec. - Line side windings in series to IC winding
- 0,5kV for 2 sec. - Line side winding to winding

**Dimensions & Schematic**

**UF**



**UV**



Dimensions: Inches (Millimeters)  
Tolerance: ±0.010 (0.25) unless specified otherwise